












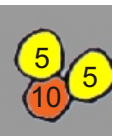


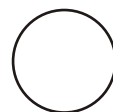


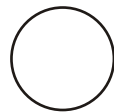


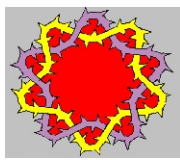






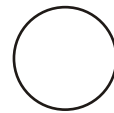

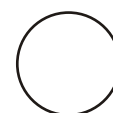




4. Schneide zum Schluss alle Bilder aus, schreibe die Zahl auf die Rückseite und übermale mit schwarzer Farbe die Zahlen auf der Vorderseite!

www.worksheets.de

Passion-Ostern

Jesu Leidensweg:

1. Male Bild für Bild aus! 2. Jesus ging diesen Weg, trage eine Zahl ein! 3. Schreibe zu jedem Bild ein wichtiges Wort oder einen kurzen Satz!